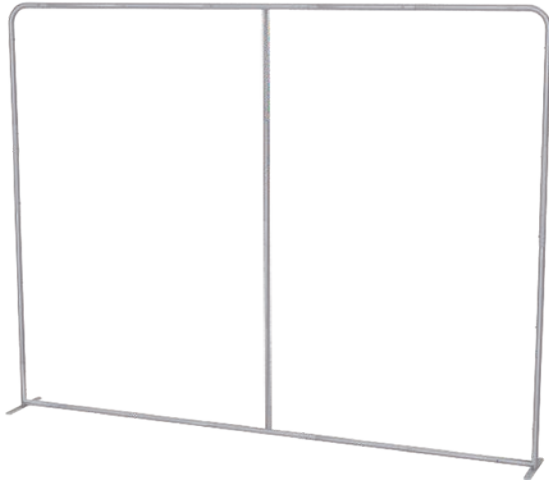


INFINITY STRAIGHT WALL

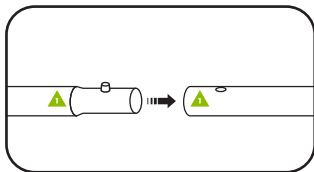


Assembled Frame

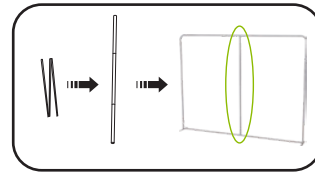


Assembled frame
with graphic

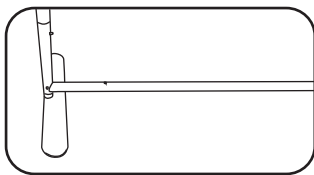
- 1** Connect poles by matching shapes and numbers.



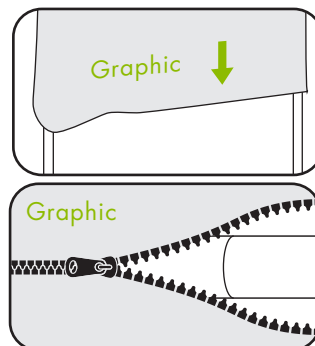
- 2** Connect and attach vertical spreaders (if included).



- 3** Connect stand to feet.



- 4** Slide graphic over frame and zip bottom closed.



NOTE: COVER IS DESIGNED TO FIT SNUG/TIGHT TO HELP PULL OUT WRINKLES