



Vision Premium Artist Canvas

Vision Premium Artist Canvas 65/35 is a 12 oz. canvas composed of a 65 percent cotton and 35 percent polyester blend with an acrylic-gesso top coat. The gesso coating can be folded and stretched without cracking and provides a uniform low-glare finish. Vision Premium Artist Canvas 65/35 is free of heavy metals and designed to offer crisp detail and rich tonal range making it ideal for fine resolution art reproduction as well as various art décor applications. Vision Premium Artist Canvas 65/35 is available with both matte and gloss finishes and is compatible with solvent, Latex, and UV inks in sizes up to 122”.



FLEXIBLE

	Art Reprographics	Banner	Wall Murals	Fine Art	Art Décor	Backdrops
Vision Premium Artist Canvas – 12oz	●	●	●	●	●	●

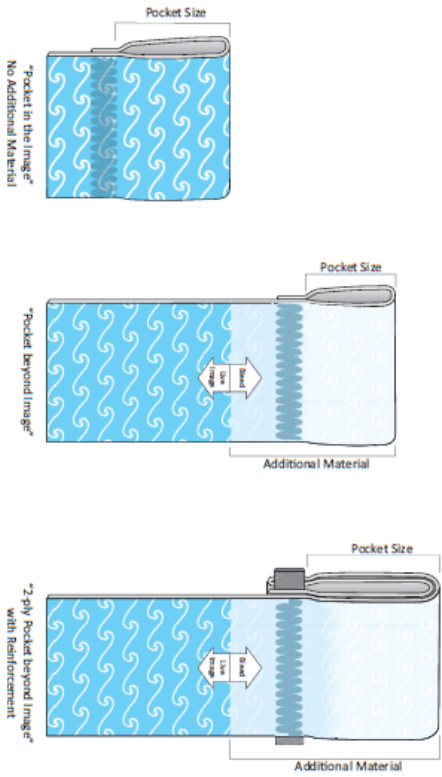
CHARACTERISTICS		Vision Artist Canvas 65/35			
Support Cloth	65% Cotton, 35% Polyester				
Type of Coating	Polymeric Resin, heavy metal free		Polymeric Resin, heavy metal free		
Total Weight	407 g/m ²		12 oz		
Type/Finish	Gloss		Matte		
		Value	Tolerance	Value	Tolerance
L,A,B Value	L	92.0	±2.0	92.0	±1.0
	A	2.5	±1.0	1.5	±1.0
	B	-4.0	±1.0	-2.0	±1.0
Whiteness	>95		>85		
Opacity (%)	>94		>94		
Caliper (mil)	21.5	±2.0	22.0	±2.0	
Gloss Level	At 60°	6	±2.0	3.0	±2.0
	At 85°	8	±2.0	2.8	±2.0
Acidity (PH)	Neutral (Acid Free) and Archival				

All statements, technical information and recommendations about Vision Graphics substrates are based upon tests believed to be reliable but do not constitute a guarantee or warranty. All Vision Graphics products are sold with the understanding that the purchaser has independently assumed responsibility in determining the suitability of such product for its purposes. +1/-2 variance is allowed on all specs.

It is the responsibility of purchasers to independently verify, prior to use, the suitability of the products for their specific applications and print methods. SBR/Vision Graphics cannot be held liable for any misuse, damage or losses as specified in its product warranty. Subject to change without notice.

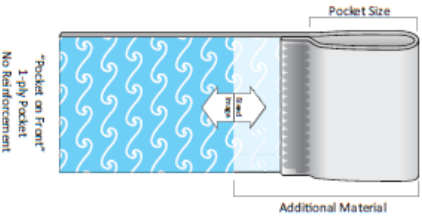
Pockets on Back

Finishing Type 05 (and the previous type 04). Standard banner pocketing. Can be welded or sewn. The outside edge of the pocket can be aligned to the Live Area or Additional Material can be included. Options include single or double pockets and/or reinforcement.



Pockets on Front

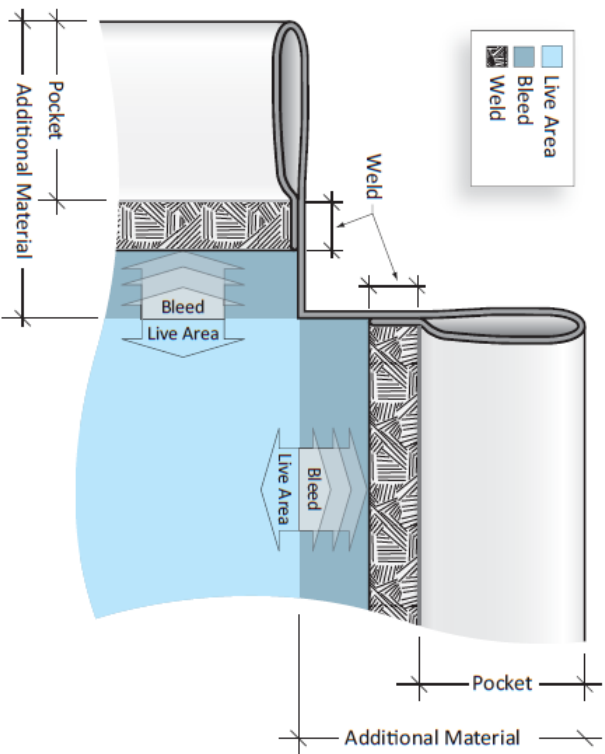
Finishing type 06. Standard billboard finishing. Can be welded or sewn. Options include single or double pockets and/or reinforcement. This type is most economical but limits the amount of bleed.



Frontlit Bulletin Nomenclature & Measuring Guide

The terms and measurements required to accurately produce a Frontlit sign can be confusing. Communicating with everyone from artist to installer is simplified when everyone is speaking the same language.

Shown below in detail is a typical Bulletin with Pockets on the Front.



Terms to Understand

- Live Area:** The area visible from the front after installation.
- Additional Material:** Any additional material added between the Live Area and the Finished Edge.
- Bleed:** Image that is printed beyond the Live Area to cover the edges of the structure or "just in case" the structure measurements are slightly off or the image is not installed perfectly.
- Safety Margin:** An arbitrary distance from the Live Area inward to prevent critical copy/artwork from being too close to the edge.