



Vision Banner Pro – 13oz

Matte or Gloss

Vision Banner Pro is a premium 13 oz. banner or billboard material. It is compatible with latex, solvent and UV inks. The Vision Banner Pro brand is recommended by printer manufacturers and preferred by high end, wide format printing facilities. This product has a 1000 x 1000 high tenacity yarn construction that makes it one of the strongest 13 oz. billboard substrates in the market. It has a unique face film which produces vibrant and consistent prints. Vision Banner Pro comes in both matte and gloss finishes in widths ranging from 98” – 196”. Vision Banner Pro is available in the following widths: 98”, 102”, 126”, 150”, 177”, 196”



FLEXIBLE

	Front or Back-lit	Indoor/Outdoor	Banner	Billboard	Block-out	Building Wrap	Trade Shows	Display Systems	Truckside	Retail/POP	Movie Banner
Vision Banner Pro – 13oz	FR	IN OUT	●	●				●			

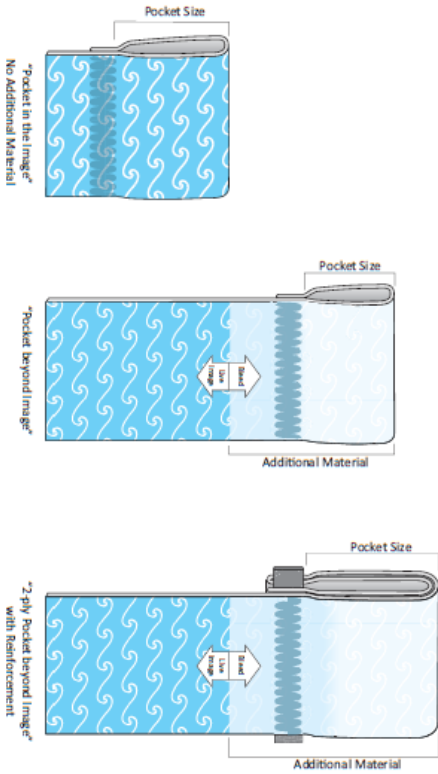
CHARACTERISTICS	TEST METHOD	METRIC	ENGLISH
Support Cloth	DIN60001	Polyester	Polyester
Yarn dtex	DIN 53830	1100 x 100 dtex	1000 x 1000 denier
Type of Coating	N/A	PVC	PVC
Total Weight	DIN EN ISO 2286-2	440 g/m ²	13 oz/yd ²
Tensile Strength	ISO 13934-1:1999 C.R.E. Strip Method	1363 x 1139.5 N/5cm	155.7 x 130 lbs/in
Tear Strength (warp/weft)	ISO 13937-2:2000, C.R.E Single Tongue Method	133 x 76 N	30 x 17 lbs
Flame Resistance	DIN 4102	NFPA701, CSFM, Title 19, UBC 26-6, B1	
Low Temperature (No Crack at:)	DIN53357 BS3425	-20°C	-4°F
RF Weldable (Heat Sealable)	DIN 53354	Yes	Yes
Fungus Resistance	ASTM G21	Treated	

All statements, technical information and recommendations about Vision Graphics substrates are based upon tests believed to be reliable but do not constitute a guarantee or warranty. All Vision Graphics products are sold with the understanding that the purchaser has independently assumed responsibility in determining the suitability of such product for its purposes. +1/-2 variance is allowed on all specs.

It is the responsibility of purchasers to independently verify, prior to use, the suitability of the products for their specific applications and print methods. SBR/Vision Graphics cannot be held liable for any misuse, damage or losses as specified in its product warranty. Subject to change without notice.

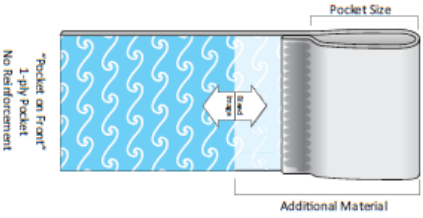
Pockets on Back

Finishing Type 05 (and the previous type 04). Standard banner pocketing. Can be welded or sewn. The outside edge of the pocket can be aligned to the Live Area or Additional Material can be included. Options include single or double pockets and/or reinforcement.



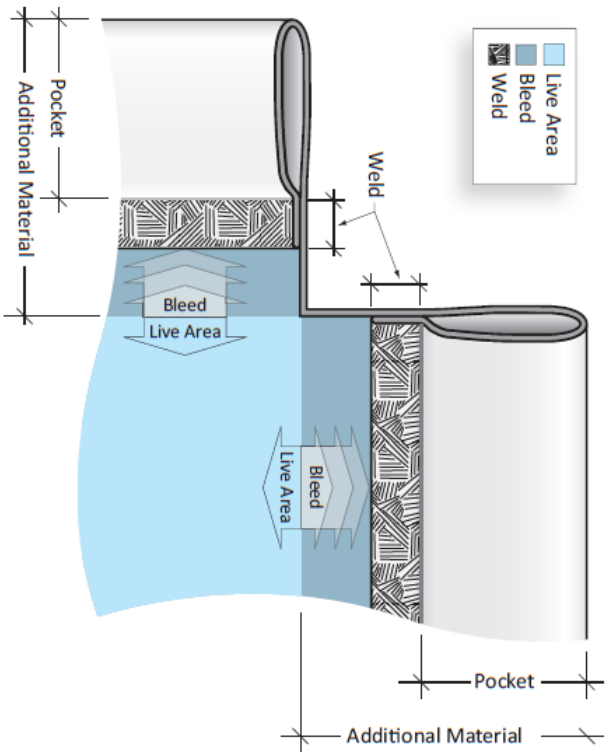
Pockets on Front

Finishing Type 06. Standard billboard finishing. Can be welded or sewn. Options include single or double pockets and/or reinforcement. This type is most economical but limits the amount of bleed.



Frontlit Bulletin Nomenclature & Measuring Guide

The terms and measurements required to accurately produce a Frontlit sign can be confusing. Communicating with everyone from artist to installer is simplified when everyone is speaking the same language. Shown below in detail is a typical Bulletin with Pockets on the Front.



Terms to Understand

- Live Area:** The area visible from the front after installation.
- Additional Material:** Any additional material added between the Live Area and the Finished Edge.
- Bleed:** Image that is printed beyond the Live Area to cover the edges of the structure or "just in case" the structure measurements are slightly off or the image is not installed perfectly.
- Safety Margin:** An arbitrary distance from the Live Area inward to prevent critical copy/artwork from being too close to the edge.