




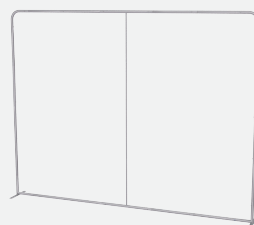
STRAIGHT WALL



- Durable
- Simple set-up



INCLUDED COMPONENTS




Frame and Feet



Storage Bag

ACCESSORIES



Slim Line LED



Small Wheeled Case



Travel Case Counter

Item	W	H	Hardware		Print Only Single-Sided		Print Only Double-Sided*		Hardware + Print Single-Sided		Hardware + Print Double-Sided*	
			1	2-10	1	2-10	1	2-10	1	2-10	1	2-10
SW-8	96"	90"	\$360	\$320	\$509	\$479	\$898	\$868	\$869	\$799	\$1,258	\$1,188
SW-10	115"	90"	\$396	\$352	\$610	\$574	\$1,076	\$1,040	\$1,005	\$925	\$1,471	\$1,391
SW-20	234"	90"	\$650	\$578	\$1,243	\$1,170	\$2,194	\$2,121	\$1,893	\$1,748	\$2,844	\$2,698

*All double-sided prints include a block-out liner

Description	Item	Hardware
Travel Case Counter	TRLCASE-CTR	\$450
Wrap for Large Trolley Case	TRLCASE-CTR-WRAP	\$254
Small Wheeled Trolley Case	TRLCASE-SM	\$193
Linkable LED Wall Wash Light	LIGHT-LNK	\$127