

# TUBE STAND

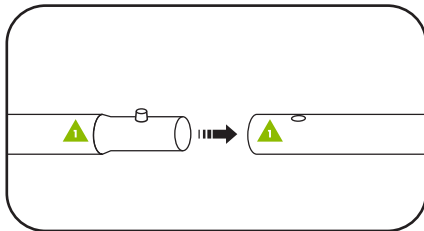


Assembled Frame

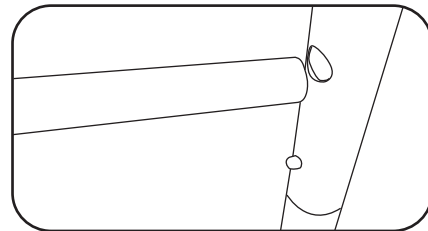


Assembled frame  
with graphic

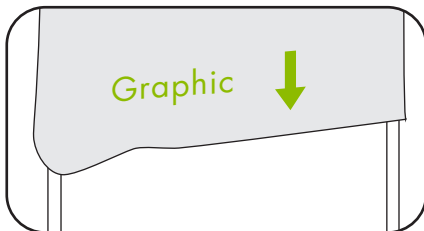
- 1** Connect poles by matching shapes and/or numbers.



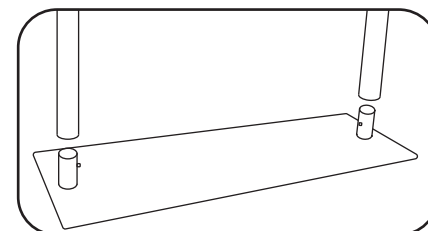
- 2** Connect and attach center horizontal spreader (if included).



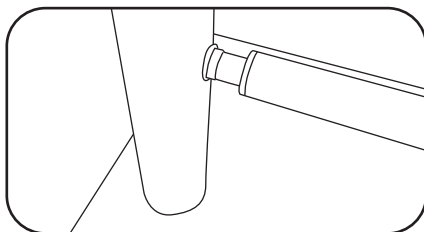
- 3** Slide graphic over frame.



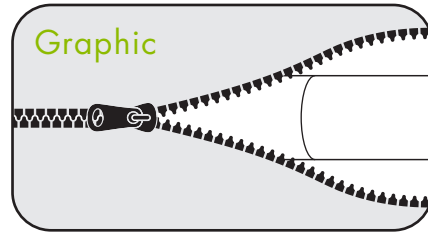
- 4** Connect stand to foot.



- 5** Insert bottom horizontal spreader. Start with adjustable end.



- 6** Slide graphic over frame and zip bottom closed.



NOTE: COVER IS DESIGNED TO FIT SNUG/TIGHT TO HELP PULL OUT WRINKLES