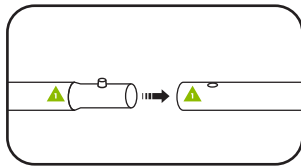


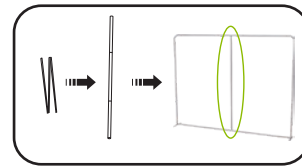
WING PANEL



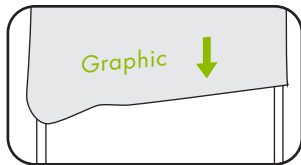
- 1** Connect poles by matching shapes and numbers.



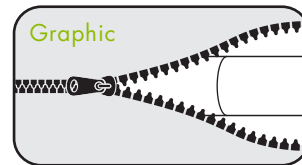
- 2** Connect and attach vertical spreaders (if included).



- 3** Slide graphic over frame.



- 4** Zip bottom closed.



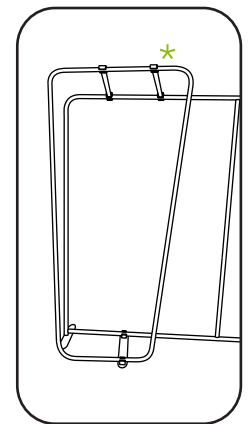
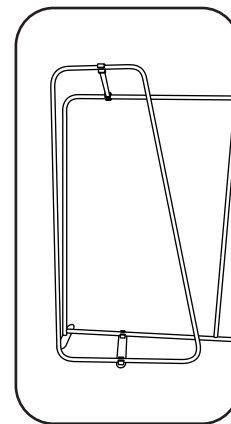
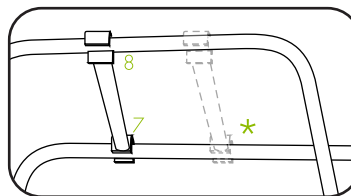
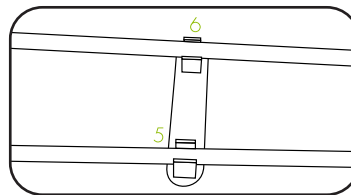
NOTE: COVER IS DESIGNED TO FIT SNUG/TIGHT TO HELP PULL OUT WRINKLES

- 5** Place stabilizing foot under Back Wall bottom bar.

- 6** Rest Wing on stabilizing foot.

- 7** Attach Wing bar to top of back wall frame.

- 8** Attach Wing bar to Wing frame.



* If wider end of Wing frame is on top, secure with two Wing bars.