






**VISION
GRAPHICS**
LOOK GOOD. BE SEEN.

IMPORTANT

DO NOT DELETE OR RENAME the ART - FRONT, ART - BACK, ****SAFE ZONE**** and/or the ****INSTRUCTIONS & GUIDE**** layers.
Design and keep your artwork only within the "ART" layer provided. Use clipping mask in art layer. This clipping mask includes bleed.
Templates are setup for automation, any changes could affect the speedy process we have in place.

Tent Template

Commercial | Tent Top | 10' x 10'

-  Bleed/Clipping mask
-  Banner Background
-  Graphic Safe Area

Art Guidelines

Art is 1/12th scale

DO NOT resize template and/or change the size or shape.

Allow background color to bleed into the pole sleeve.

Art can be printed outside of the safe zone but it is recommended to keep important text within the graphic area zone.

Convert all text to outlines.

The document should be in CMYK color mode.

Pantone Solid Coated colors should be used to ensure the best color matching.

Save and send all files as one of the following file types:

- .Ai
- .PDF
- .EPS

TEMPLATE REVISED 09.22.17

